



# Simmonds & Bristow Pty Ltd

*The Regional and Remote Water Specialist*



## Hygiene Practices for Site-Based Visits



*Adopting good hygiene practices makes sense, as it will protect your health and the health of others*



Head Office: 40 Reginald Street, Rocklea, QLD 4106  
 Postal Address: PO Box 849, Archerfield, QLD 4108  
 1800 620 690 | +61 7 3434 3800 | Fax: +61 7 3434 3899  
[info@simmondsbristow.com.au](mailto:info@simmondsbristow.com.au) | [www.simmondsbristow.com.au](http://www.simmondsbristow.com.au)

RTO 1735 ABN 33 010 252 418

## What are the hazards?

The main microbial hazards that may be encountered when conducting site visits that may impact your health or the health of others includes:

- Viruses: e.g. *Rotavirus*, *Norovirus*, *Coronavirus*
- Bacteria: e.g. *Campylobacter*, *Staphylococcus*
- Protozoa: e.g. *Cryptosporidium*, *Giardia*.

These pathogenic organisms are present in high concentrations in many of the sites that Simmonds & Bristow visit, and without proper hygiene practices pose a problem to all involved.

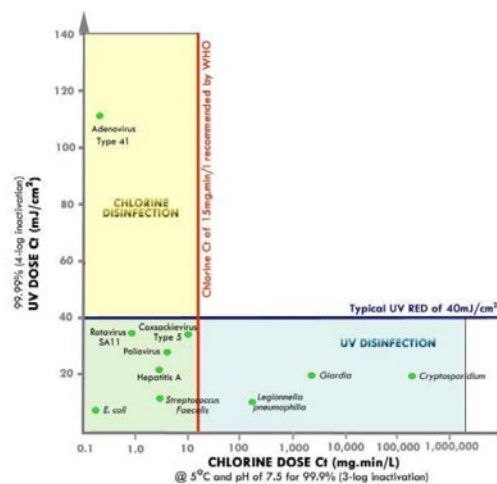
## What are the preventative measures?

Washing hands often is the best way to control pathogens. Hand-washing should include:

- Washing hands with soap under running water for at least 20 seconds.
- Antibacterial soap is not necessarily better. Any germs on your hands are attached to the layer of acidic fats, oils and cellular debris on the surface of the skin, and soap dissolves this layer dislodging the microbes from your skin;
- Running water is best. Although hot water can kill microbes, the temperature needed (>80°C) would cause burns. Warm water may help in producing a better soap lather;
- Rinse your hands with water once the soap and friction have lifted the dirt and germs from your skin.

Having clean (and disinfected if necessary) clothing, workspaces, equipment, tools, pipes and fittings is also an important factor in controlling microbial infection, especially if operators are required to undertake tasks on both sewage and drinking water systems.

Disinfection is an effective control against virus and bacterial pathogens (including *Coronavirus*), just so long as adequate Chlorine Contact Time (c.t.) is maintained (>15 mg.min/L). Chlorine disinfection at the levels present in drinking water supplies does not control protozoa. Make sure that you have appropriately treated drinking water for your site visit.



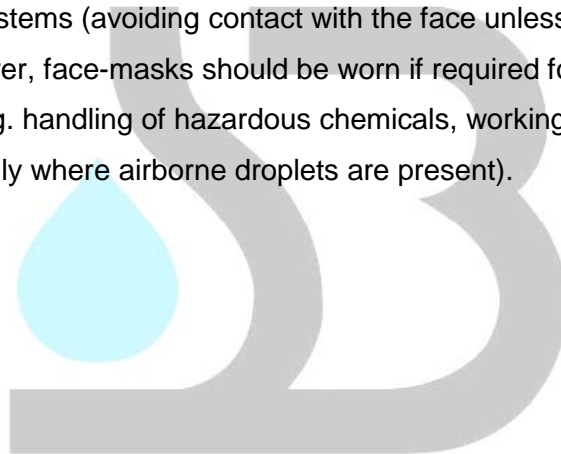
Coxsackievirus, Poliovirus and Rotavirus are examples of non-enveloped viruses. It can be seen that these are inactivated at chlorine Ct of less than 15mg.min/litre, therefore an enveloped virus such as the COVID-19 virus will be inactivated at even lower Ct values.

## Hygiene Do's

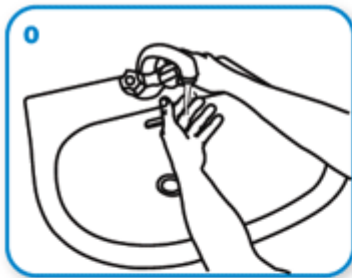
- Always wash your hands with soap and clean running water for at least 20 seconds:
  - After you use the bathroom;
  - After you cough or sneeze;
  - After taking public transport;
  - Before eating or preparing food;
  - When dealing with somebody who is sick;
  - When carrying out work involving the wastewater system;
- If soap is unavailable, use hand sanitiser or gel that contains at least 60 % alcohol. Be aware that hand sanitiser will not work if the hands are already dirty, or for certain microbial contaminants if contact time is not adequate (leave for >20 seconds);
- Cough into your elbow or into a clean tissue, throw the tissue in the bin, and then wash the infected area;
- Seek medical attention if you are feeling sick;
- Let your supervisor and/or coordinator know if you are unwell;
- Conduct a risk assessment prior to your site visit, and ensure you complete the appropriate site inductions;
- Wear gloves whenever working on wastewater system;
- Ensure you are wearing the appropriate PPE, and are following appropriate WHS and organisational policies and procedures;
- Ensure that any visitors to site and contractors are also practicing good hygiene habits;
- Disinfect tools and equipment using dilute chlorine solution, disinfectant spray (such as Glen 20) or alcohol wipes;
- Make sure your phone is disinfected with alcohol wipes throughout the day;
- If you come across somebody who has a viral infection, gargle some antibacterial and antiviral mouthwash.
- Wash any clothes that may have come into contact with sewage separate to other clothing, and if possible dry in direct sun light (for UV).

## Hygiene Don'ts

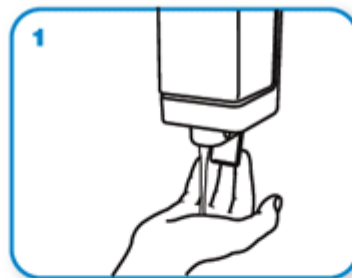
- Don't come to work when you are sick. This is both a Simmonds & Bristow policy, as well as a socially astute practice to reduce the likelihood of illnesses spreading;
- Don't allow other people who are sick to infect you or the drinking water supplies
- Don't use the same tools or equipment that are potentially contaminated without first cleaning and/or disinfecting;
- Don't operate your computer, HMI or other equipment without first washing your hands;
- Don't drink water straight from a bubbler. Instead, use a properly washed reusable bottle that you have not shared with anybody;
- Avoid touching your eyes, nose or mouth, unless you have previously washed your hands (and make sure you wash your hands after you touch these areas as well);
- Face-masks are not necessary for the control of microbial contaminants in all aspects of wastewater systems (avoiding contact with the face unless hands are washed is effective). However, face-masks should be worn if required for other WHS requirements (e.g. handling of hazardous chemicals, working in vicinity of raw sewage, especially where airborne droplets are present).



## Correct hand-washing procedure



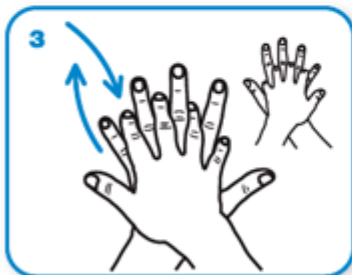
Wet hands with water




apply enough soap to cover all hand surfaces.



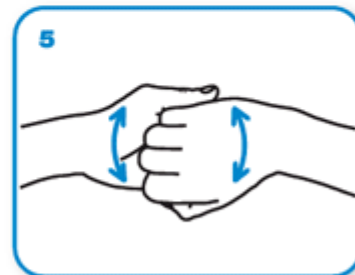
Rub hands palm to palm



right palm over left dorsum with interlaced fingers and vice versa



palm to palm with fingers interlaced



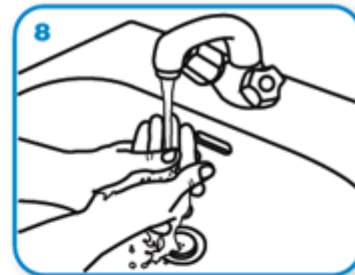
backs of fingers to opposing palms with fingers interlocked



rotational rubbing of left thumb clasped in right palm and vice versa



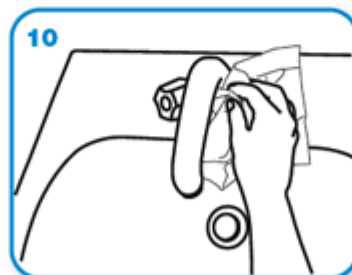
rotational rubbing, backwards and forwards with clasped fingers of right hand in left palm and vice versa.



Rinse hands with water



dry thoroughly with a single use towel



use towel to turn off faucet



...and your hands are safe.

Source: World Health Organisation Website: [https://www.who.int/gpsc/clean\\_hands\\_protection/en/](https://www.who.int/gpsc/clean_hands_protection/en/)